

design
make
play

SutcliffePlay

Waggon Lane
Upton Pontefract
West Yorkshire WF9 1JS
Telephone +44 (0) 1977 653200
Facsimile +44 (0) 1977 653222
info@sutcliffeplay.co.uk
www.sutcliffeplay.co.uk

Playzone Goliath

Installation Instructions

PZU90202

(PZU902 Section 2)

PZU90202

Playzone Goliath Installation Instructions



- 1 Check using the Parts List that none of the components are missing.
- 2 Plan the final position of the play equipment ensuring there is sufficient space.
- 3 Stainless steel slides should face north or be shaded to prevent over heating. Slide runouts should be inclined downwards by approximately 2 degrees for drainage purposes.
- 4 Excavate the foundation holes in accordance with the plan.
- 5 Sort and identify parts before assembly. Each leg is numbered to correspond with the foundation plan.
- 6 Position 2 off 300 long spragging irons into the holes provided in each post upright and stand in the foundation holes. Assemble the decks at the positions marked on the posts. Do not tighten the fixing bolts until all the activities have been assembled.
- 7 Assemble the activities onto the posts. Leave fixing bolts loose until all the activities have been assembled.
- 8 Fill the foundation holes to the required depth with concrete.
- 9 Do not allow the equipment to be used until the concrete has set (2 - 3 days) and the required safety surfacing has been installed.
- 10 Tighten all fixing bolts.
- 11 Follow the maintenance instructions supplied.

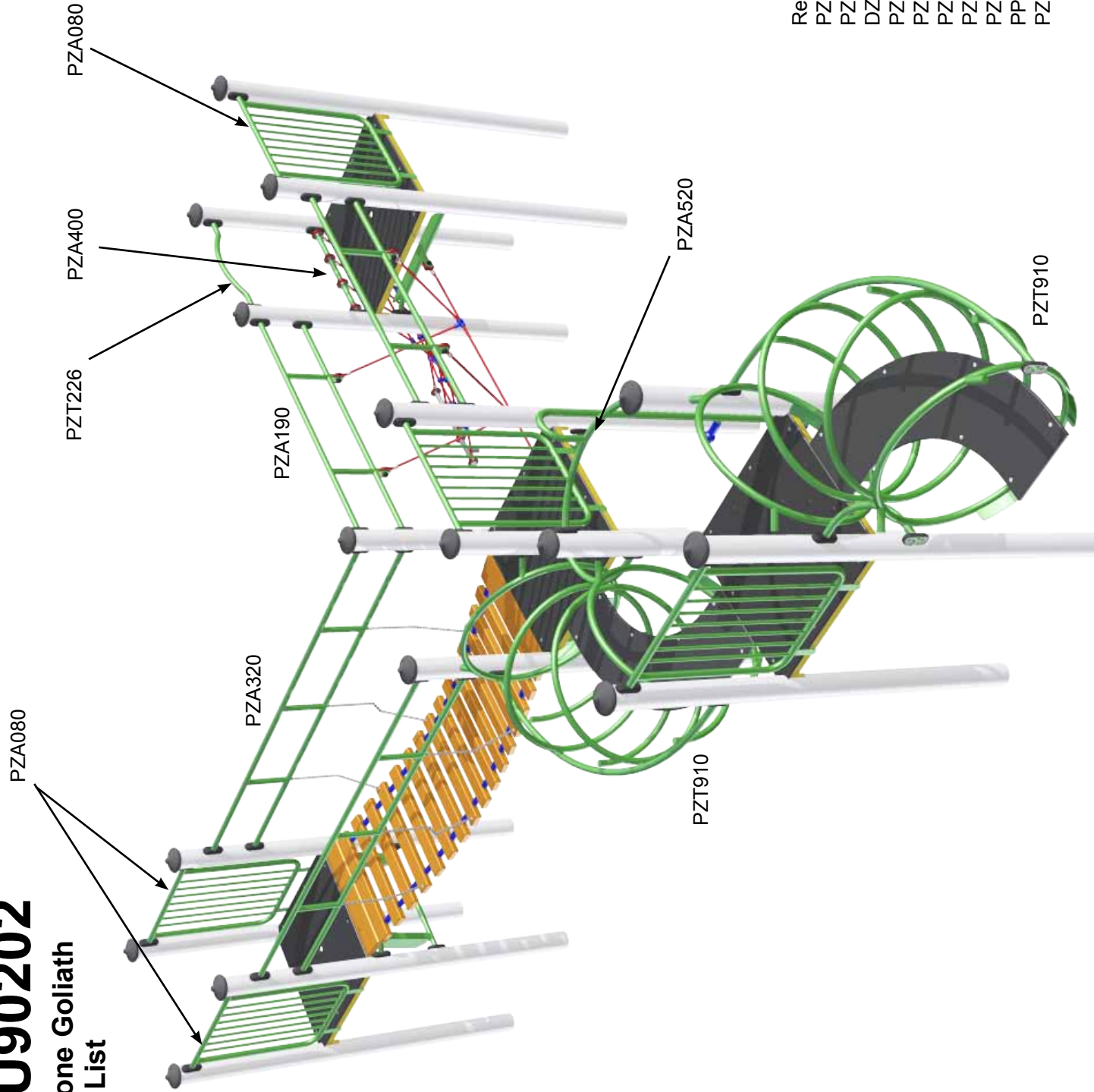
During installation care must be taken to prevent hazards to children.
Care should be taken if conditions are abnormal.

PZU90202

Playzone Goliath Parts List

Rev 00

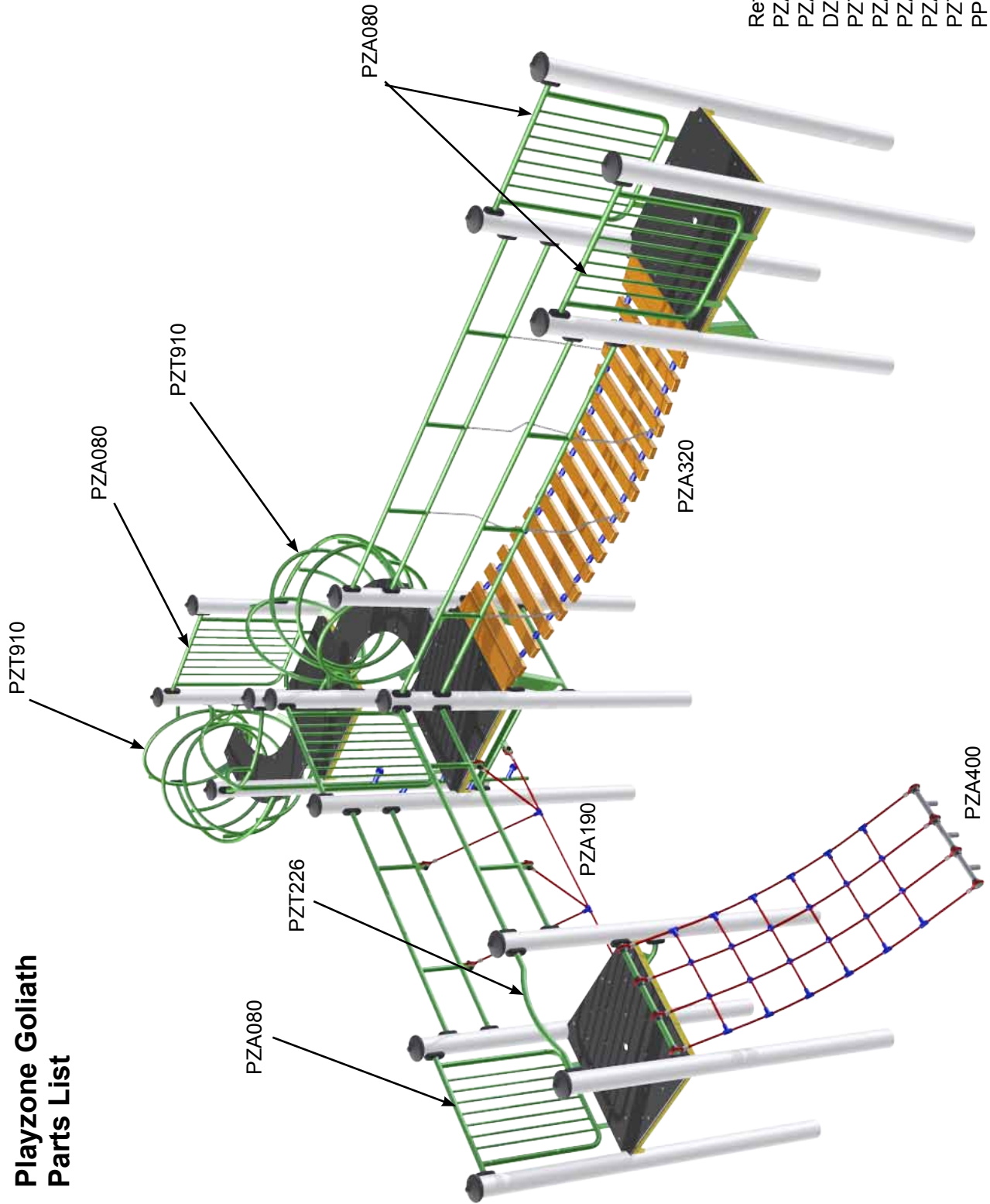
Sutcliffe Play
design
make
play



Ref	Description	Qty
PZA080	High Steel Barrier	5
PZA520	1.5M Pole Climb	1
DZD100	Square Deck	4
PZT910	Hoop Bridge	2
PZA190	2M Rope Bridge	1
PZA400	1.5M Scramble Net	1
PZA320	3M Suspension Bridge	1
PZT226	Arch Top Rail	1
PPU90202	Posts (set of 16)	1 set
PZU90202F	Fixing Kit	1 set

PZU90202

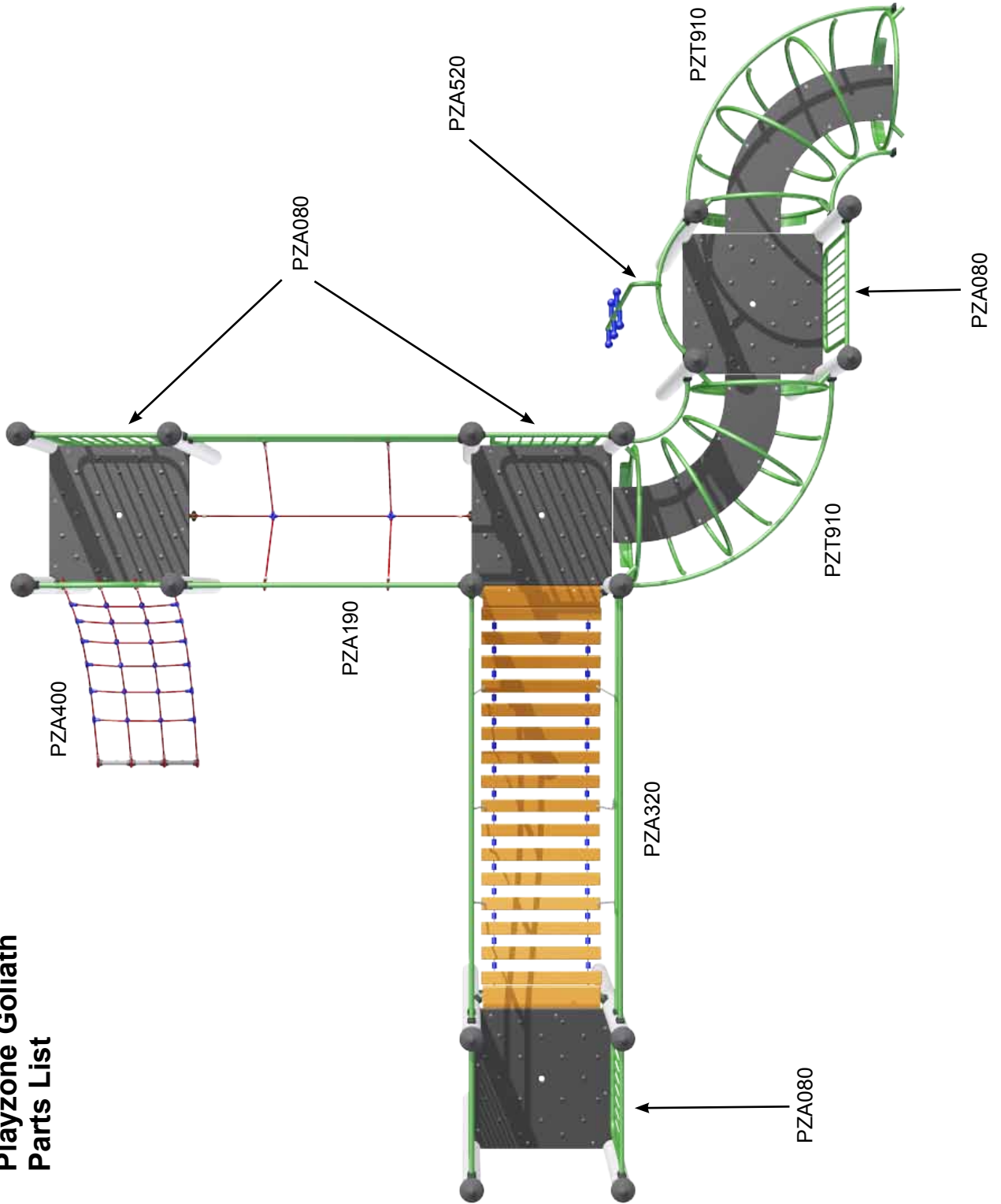
Playzone Goliath Parts List



Ref	Description	Qty
PZA080	High Steel Barrier	5
PZA520	1.5M Pole Climb	1
DZD100	Square Deck	4
PZT910	Hoop Bridge	2
PZA190	2M Rope Bridge	1
PZA400	1.5M Scramble Net	1
PZA320	3M Suspension Bridge	1
PZT226	Arch Top Rail	1
PPU90202	Posts (set of 16)	1 set
PZU90202F	Fixing Kit	1 set

PZU90202

Playzone Goliath Parts List



Ref	Description	Qty
PZA080	High Steel Barrier	5
PZA520	1.5M Pole Climb	1
DZD100	Square Deck	4
PZT910	Hoop Bridge	2
PZA190	2M Rope Bridge	1
PZA400	1.5M Scramble Net	1
PZA320	3M Suspension Bridge	1
PZT226	Arch Top Rail	1
PPU90202	Posts (set of 16)	1 set
PZU90202F	Fixing Kit	1 set

PZU90202

Playzone Goliath Maintenance Instructions



NOTE

The warranty is invalidated if these instructions are not followed.
All wood needs annual inspection and retreatment where required.

Recommended Regular Inspection and Maintenance

	Interval Days				
	7	14	28	56	365
Check stability of structure, tighten connections if required.	<input type="checkbox"/>	<input type="checkbox"/>	<input type="checkbox"/>	<input checked="" type="checkbox"/>	<input type="checkbox"/>
Check all uprights at ground level for corrosion and/or rot. Replace any defective parts.	<input type="checkbox"/>	<input type="checkbox"/>	<input type="checkbox"/>	<input type="checkbox"/>	<input checked="" type="checkbox"/>
Check all painted elements for damage, rub down and repaint or replace as required.	<input type="checkbox"/>	<input type="checkbox"/>	<input type="checkbox"/>	<input checked="" type="checkbox"/>	<input type="checkbox"/>
Check chain/ropework assemblies for wear and damage, replace if required.	<input type="checkbox"/>	<input checked="" type="checkbox"/>	<input type="checkbox"/>	<input type="checkbox"/>	<input type="checkbox"/>
Check rotating and pivot points for wear and smooth running lubricate or replace if required.	<input type="checkbox"/>	<input type="checkbox"/>	<input checked="" type="checkbox"/>	<input type="checkbox"/>	<input type="checkbox"/>
Check rubber parts for wear and/or damage, replace if required.	<input type="checkbox"/>	<input type="checkbox"/>	<input checked="" type="checkbox"/>	<input type="checkbox"/>	<input type="checkbox"/>
Check tension cables, adjust if required.	<input type="checkbox"/>	<input type="checkbox"/>	<input checked="" type="checkbox"/>	<input type="checkbox"/>	<input type="checkbox"/>
Check wear of cables, replace if required.	<input type="checkbox"/>	<input type="checkbox"/>	<input checked="" type="checkbox"/>	<input type="checkbox"/>	<input type="checkbox"/>
Check slide chutes for smoothness and any foreign elements, remove any found.	<input type="checkbox"/>	<input type="checkbox"/>	<input checked="" type="checkbox"/>	<input type="checkbox"/>	<input type="checkbox"/>
Check rubber safety surfaces for damage and poor performance, repair or replace if required.	<input type="checkbox"/>	<input type="checkbox"/>	<input type="checkbox"/>	<input checked="" type="checkbox"/>	<input type="checkbox"/>
Check loose fill safety surfaces, remove any foreign elements, rake level and top up if required.	<input type="checkbox"/>	<input type="checkbox"/>	<input checked="" type="checkbox"/>	<input type="checkbox"/>	<input type="checkbox"/>

Disposal Instructions

All components should be broken down into categories of:-

- 1 **Mild Steel** - all Swing Frames, Playzone, Toddlerzone, Teenzone activities, Deck Frames and Springie Frames.
- 2 **Stainless Steel** - all Slides, Mirror Panels.
- 3 **Aluminium** - all Playzone and Toddlerzone Posts.
- 4 **Galvanised Steel** - all Chains and Teenzone Posts.
- 5 **Moulded Rubber Products without steel inserts** - all Toddlerzone Caps and edge details.
- 6 **Timber** - all natural timber, plywood, and MDF panels.

Wherever possible these materials should be taken to specialist recycling organisations and recycled.

In some cases where composite materials are used, then disposal at land fill sites is the only alternative such as:

- 7 **Moulded Rubber Products encasing steel inserts** - all Swing Seats, Deck Tops, Duo/Dizzy Disc Tops.
- 8 **High Pressure Laminate** - all Toddlerzone, Playzone and Teenzone Panels.
- 9 **Steel Core Polypropylene Rope** - all Scramble Nets, Space Nets, Playzone/Toddlerzone Ropes.