


design  
make  
play

# SutcliffePlay

Waggon Lane  
Upton Pontefract  
West Yorkshire WF9 1JS  
Telephone +44 (0) 1977 653200  
Facsimile +44 (0) 1977 653222  
info@sutcliffeplay.co.uk  
www.sutcliffeplay.co.uk



## HULA SWD720 Installation Instructions

# SWD720

## Hula Installation Instructions

### Installation procedure

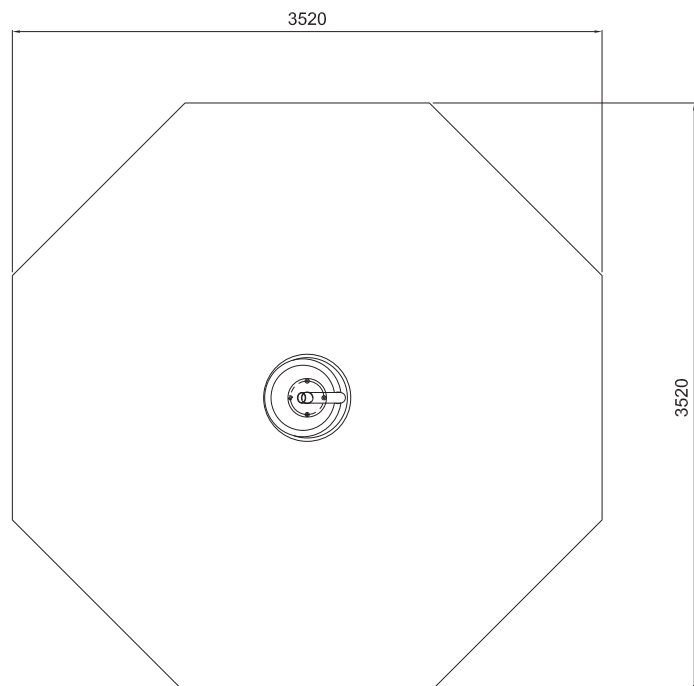
1. Plan the final position of the play equipment ensuring that there is sufficient space\*.
2. Excavate the foundation hole in accordance with the plan\*\*.
3. Place the ground fixing in the foundation hole. Ensure that it is vertical and at the correct depth. Fill with required depth of Concrete
4. Allow concrete to set ( 2-3 Days ) before fitting top section.
5. Follow the Maintenance Instructions provided.

\* Care should be taken during installation to decrease the hazard to children.

\*\* Care should be taken if the conditions aren't normal.

### Space requirements to EN1176

1. Area of safety surface 10.3M<sup>2</sup>.
2. Perimeter of safety surface 11.7M.
3. HIC 0.5M



### Required tools for installation

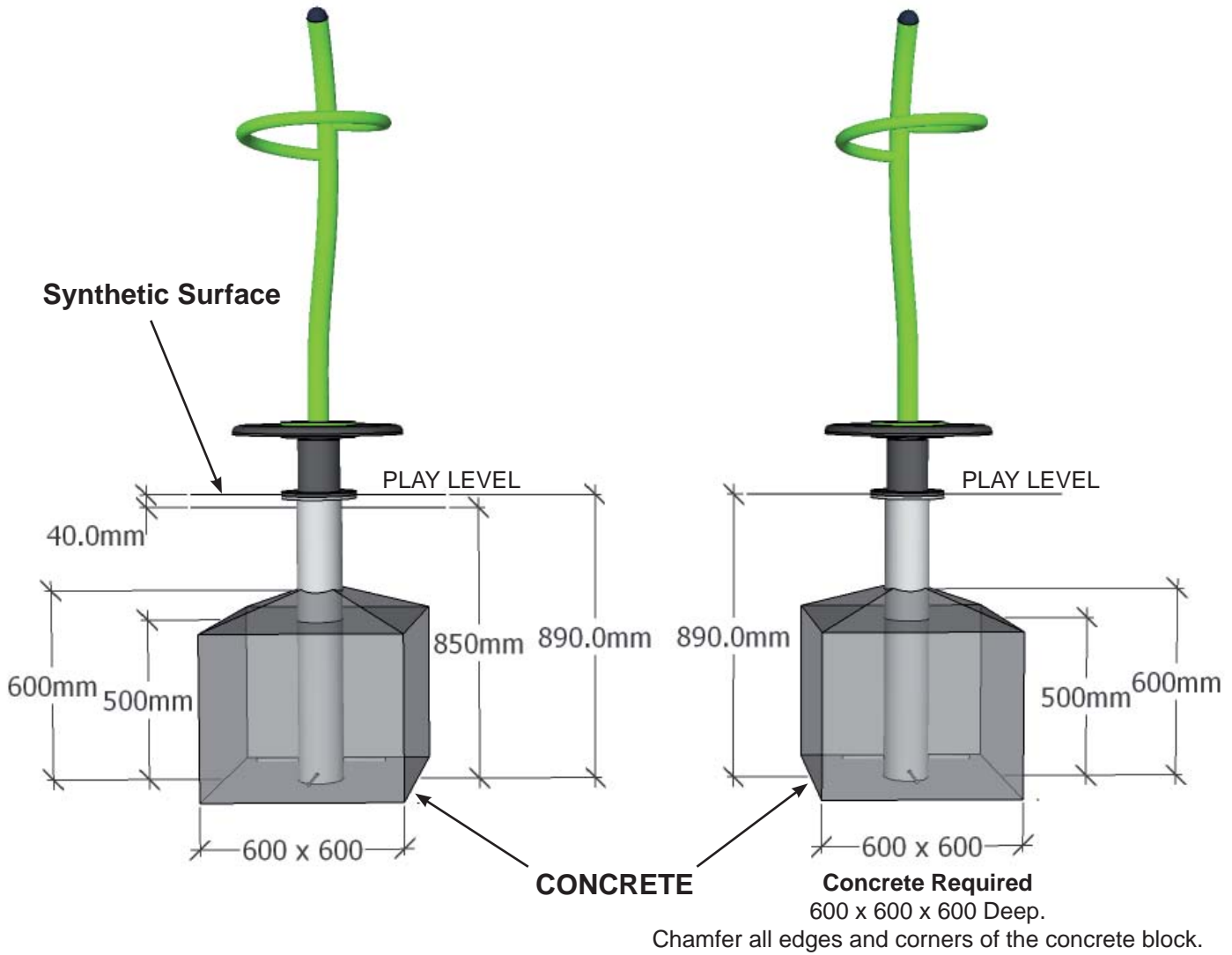
Tape measure  
Spirit level  
Digging equipment

# SWD720

## Hula Installation Instructions

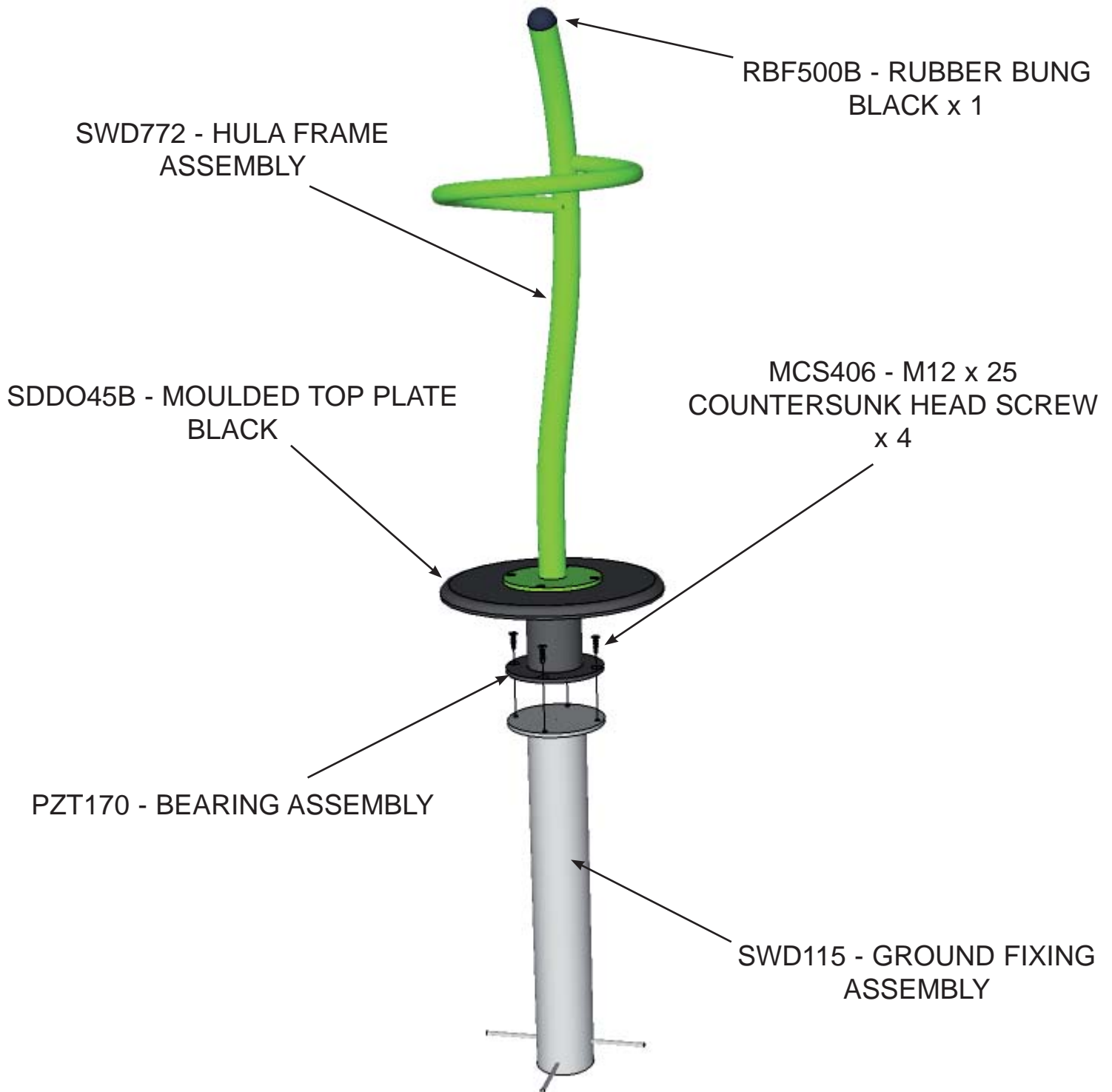
### Installation Into Synthetic Surface

### Installation Into Loose Fill Surface



# SWD720

## Hula Installation Instructions



# SWD720

## Hula Maintenance Instructions



**NB:** The warranty is invalidated if these instructions are not followed.

### Recommended Regular Inspection and Maintenance

	Interval Days				
	7	14	28	56	365
Check stability of structure, tighten connections if required.	<input type="checkbox"/>	<input type="checkbox"/>	<input type="checkbox"/>	<input checked="" type="checkbox"/>	<input type="checkbox"/>
Check parts at ground level for corrosion and/or rot. Replace any defective parts	<input type="checkbox"/>	<input type="checkbox"/>	<input type="checkbox"/>	<input type="checkbox"/>	<input checked="" type="checkbox"/>
Check all painted elements for damage, rub down and repaint or replace as required.	<input type="checkbox"/>	<input type="checkbox"/>	<input type="checkbox"/>	<input checked="" type="checkbox"/>	<input type="checkbox"/>
Check all ropework assemblies for wear and damage, replace if required.	<input type="checkbox"/>	<input type="checkbox"/>	<input type="checkbox"/>	<input type="checkbox"/>	<input type="checkbox"/>
Check rotating pivot points for wear and smooth running lubricate or replace if required.	<input type="checkbox"/>	<input checked="" type="checkbox"/>	<input type="checkbox"/>	<input type="checkbox"/>	<input type="checkbox"/>
Check rubber parts for wear and/or damage, replace if required.	<input type="checkbox"/>	<input checked="" type="checkbox"/>	<input type="checkbox"/>	<input type="checkbox"/>	<input type="checkbox"/>
Check rubber safety surfaces for damage and poor performance, repair or replace if required.	<input type="checkbox"/>	<input type="checkbox"/>	<input type="checkbox"/>	<input checked="" type="checkbox"/>	<input type="checkbox"/>
Check loose fill safety surfaces remove any foreign elements, repair or replace if required.	<input type="checkbox"/>	<input checked="" type="checkbox"/>	<input type="checkbox"/>	<input type="checkbox"/>	<input type="checkbox"/>

### Disposal Instructions

All components should be broken down into categories of:-

- 1 **Mild Steel** - all 38mm Ø tube, step/ring climbers, welded bar, swing frames, deck frames, springie frames.
- 2 **Stainless Steel** - all slides, mirror panels.
- 3 **Aluminium** - all Playzone, Mission and Toddlerzone posts.
- 4 **Galvanised Steel** - all chains and Teenzone posts.
- 5 **Moulded Rubber Products without steel inserts** - all Mission and Toddlerzone Caps and edge details.
- 6 **Timber** - all natural timber, plywood, and MDF panels.

Wherever possible these materials should be taken to specialist recycling organisations and recycled. In some cases where composite materials are used, then disposal at land fill sites is the only alternative such as:

- 7 **Moulded Rubber Products encasing steel inserts** - all Swing Seats, Deck Tops, Duo/Dizzy Disc Tops.
- 8 **High Pressure Laminate** - all Toddlerzone, Playzone, Minizone, Teenzone and Themed panels.
- 9 **Steel Core Polypropylene Rope** - all Scramble Nets, Space Nets, Playzone/Toddlerzone/Mission Ropes.