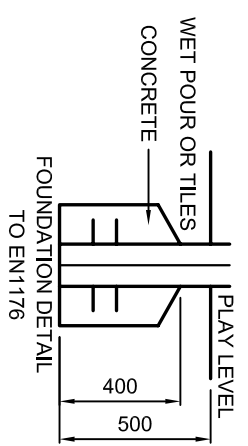


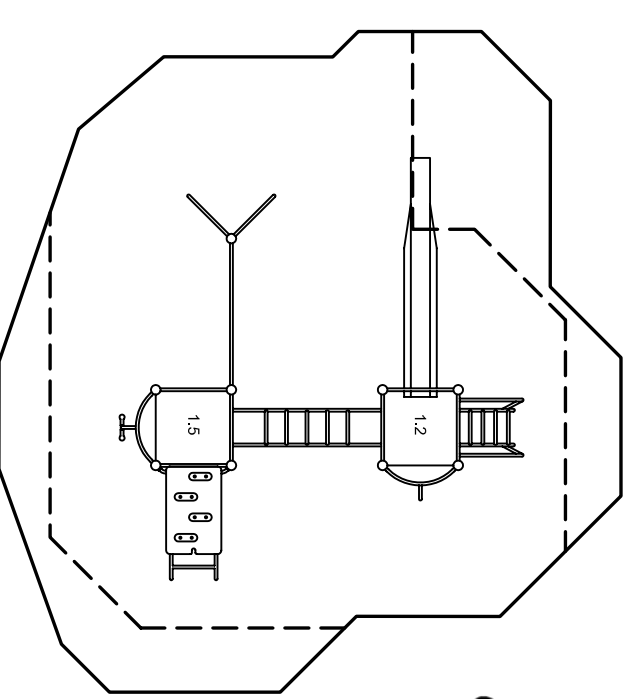
PLAN SCALE 1:100



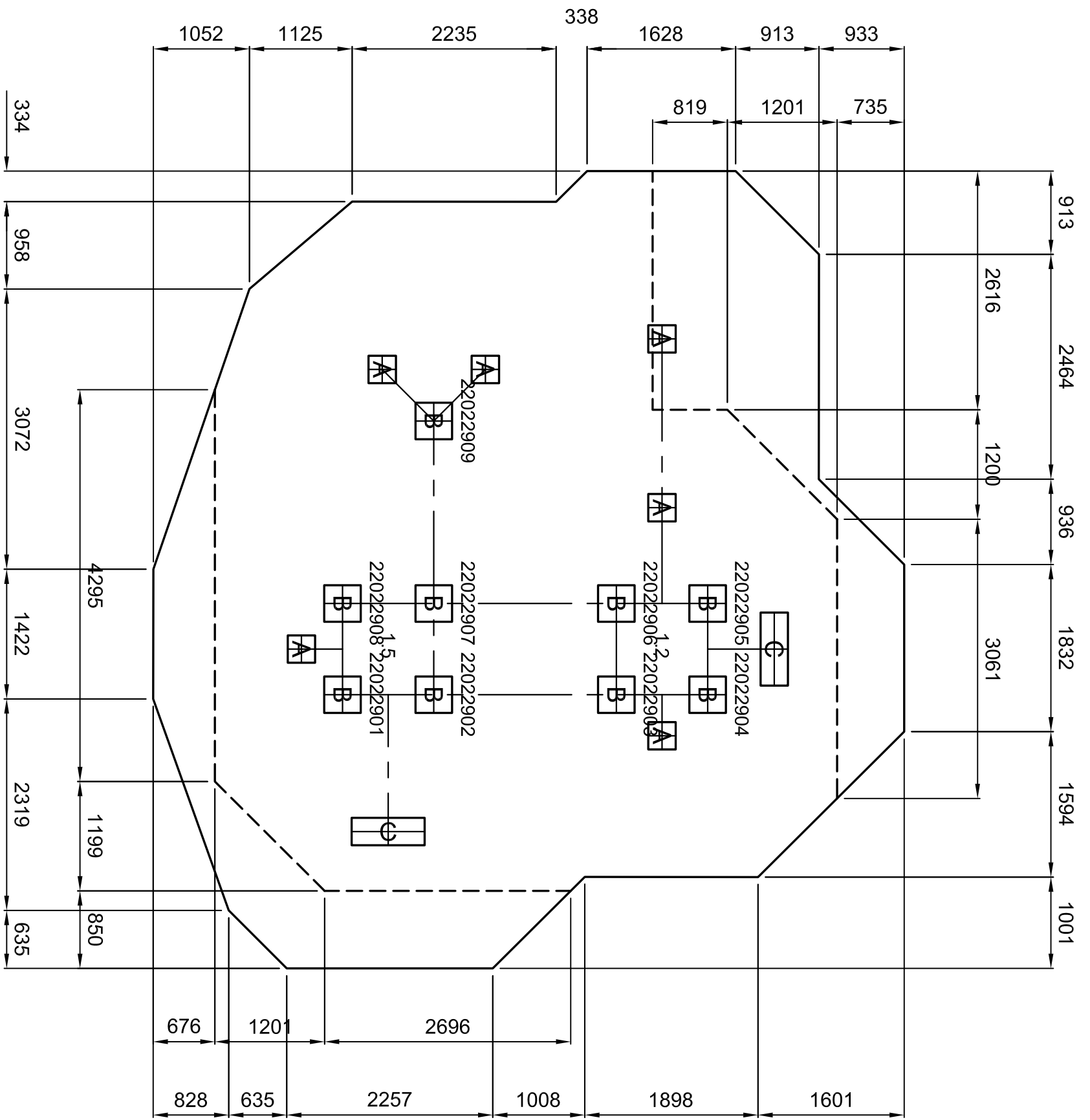
SAFETY SURFACING  
REQUIREMENTS TO EN 1176  
PERIMETER 28.5M<sup>2</sup>  
HIC 1.5M - 12M<sup>2</sup>  
HIC 2.4M - 44M<sup>2</sup>  
TOTAL AREA 56M<sup>2</sup>

GROUND PLAN	<b>PZW229(1)</b>
REV	07
DRAWN	JPC
SCALE	1:50
DATE	31/05/06
SAFETY SURFACE AREA	
HOLE A	300x300x800 DEEP
HOLE B	400x400x500 DEEP
HOLE C	300x800x800 DEEP

DO NOT SCALE THIS DRAWING  
SCALE 1:50 WHEN PRINTED ON A3

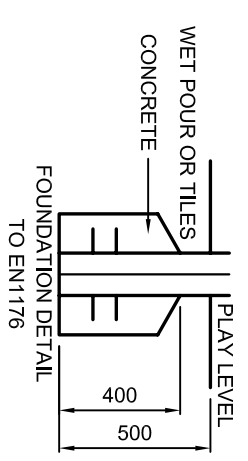


PLAN SCALE 1:100



DO NOT SCALE THIS DRAWING  
SCALE 1:50 WHEN PRINTED ON A3

SAFETY SURFACING  
REQUIREMENTS TO EN 1176  
PERIMETER 28.5M<sup>2</sup>  
HIC 1.5M - 12M<sup>2</sup>  
HIC 2.4M - 44M<sup>2</sup>  
TOTAL AREA 56M<sup>2</sup>



GROUND PLAN	<b>PZW229(2)</b>
REV	07
DRAWN	JPC
SCALE	1:50 @ A3
DATE	31/05/06
SAFETY SURFACE AREA	
HOLE A	300x300x800 DEEP
HOLE B	400x400x500 DEEP
HOLE C	300x800x800 DEEP