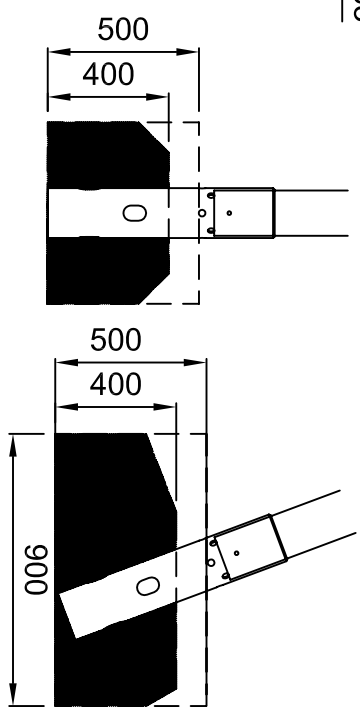


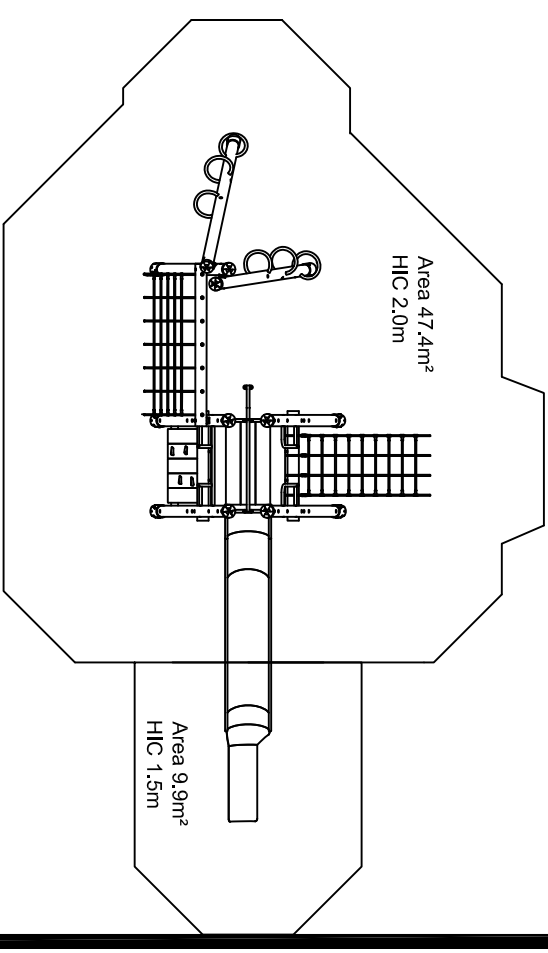
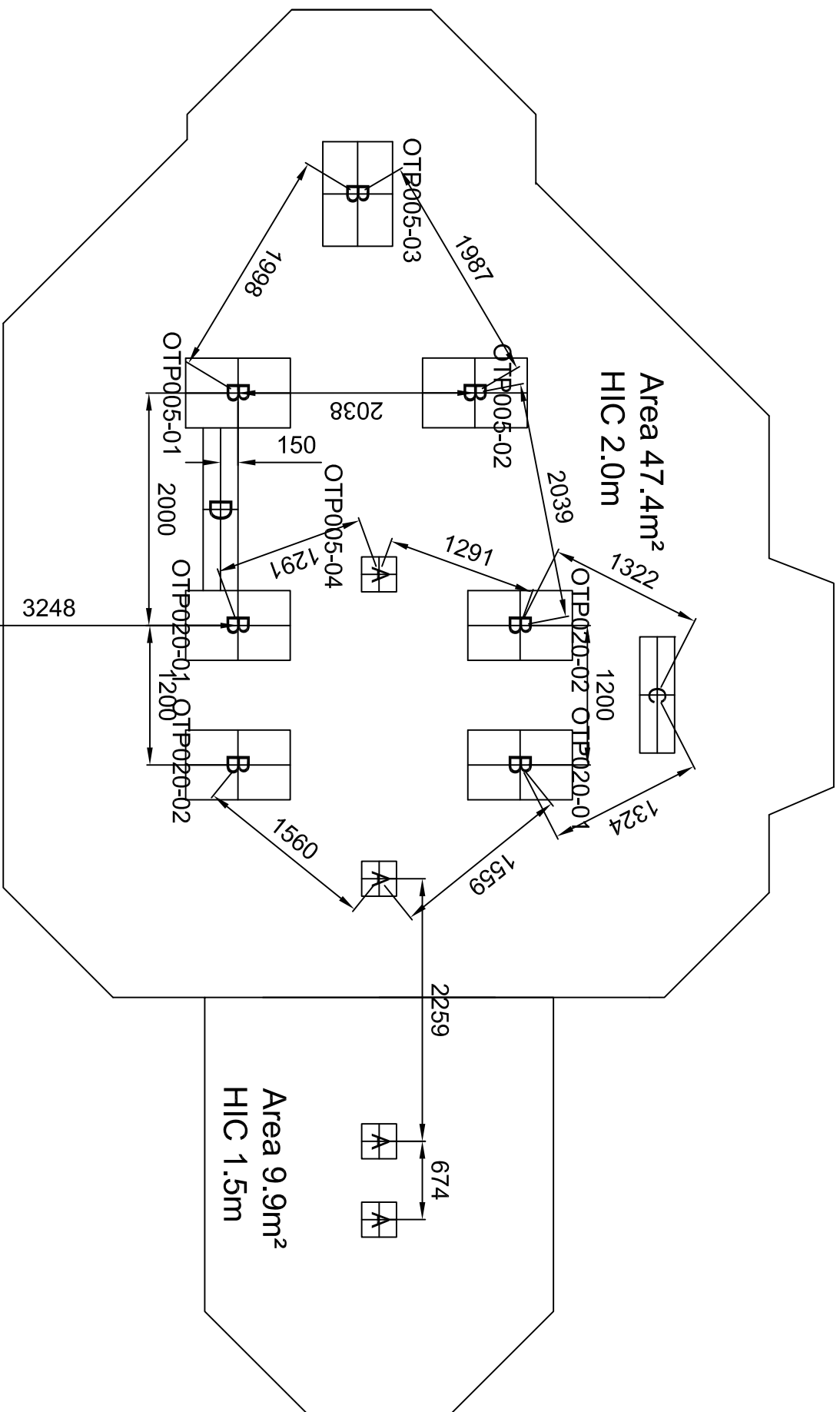
PLAN SCALE 1:100



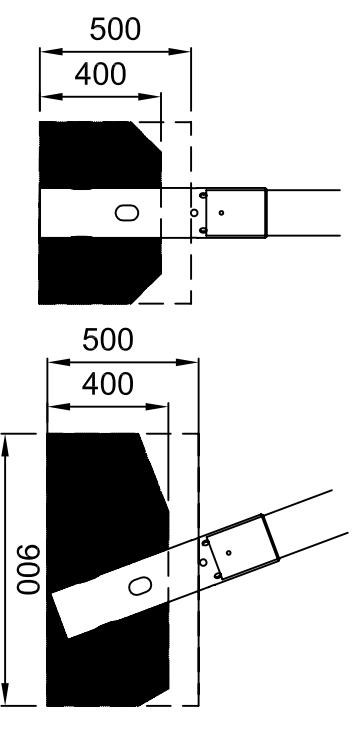
REQUIREMENTS TO EN 1176  
SAFETY SURFACING  
AREA 57.3m<sup>2</sup>  
PERIMETER 33.2m

HIC 1.5m 9.9m<sup>2</sup>  
HIC 2.0m 47.4m<sup>2</sup>

GROUND PLAN	<b>OTW103</b>
REV	01
DRAWN	CB
SCALE	1:50 @ A3
DATE	25.11.13
SAFETY SURFACE AREA	
HOLE A	300 x 300 x 600 DEEP
HOLE B	900 x 600 x 500 DEEP
HOLE C	300 x 1000 x 600 DEEP
HOLE D	300 x 1400 x 600 DEEP



PLAN SCALE 1:100



REQUIREMENTS TO EN 1176  
SAFETY SURFACING  
AREA 57.3m<sup>2</sup>  
PERIMETER 33.2m

HIC 1.5m 9.9m<sup>2</sup>  
HIC 2.0m 47.4m<sup>2</sup>

GROUND PLAN	<b>OTW103</b>
REV	01
DRAWN	CB
SCALE	1:50 @ A3
DATE	25.11.13
SAFETY SURFACE AREA	
HOLE A	300 x 300 x 600 DEEP
HOLE B	900 x 600 x 500 DEEP
HOLE C	300 x 1000 x 600 DEEP
HOLE D	300 x 1400 x 600 DEEP

DO NOT SCALE THIS DRAWING  
SCALE 1:50 WHEN PRINTED ON A3