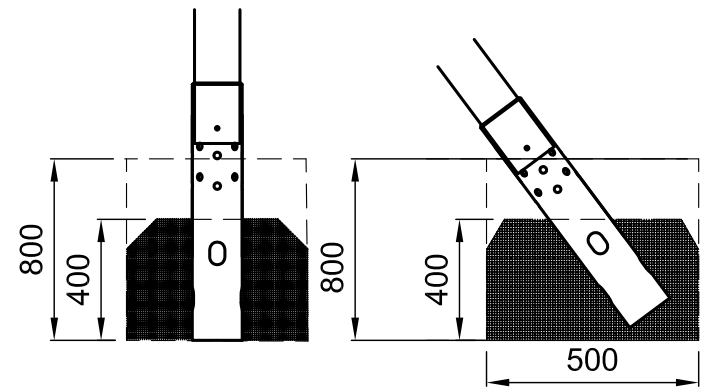


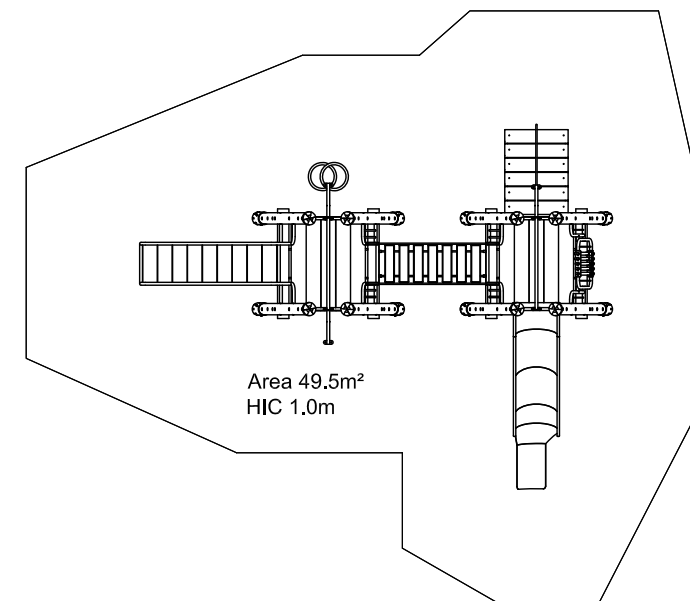
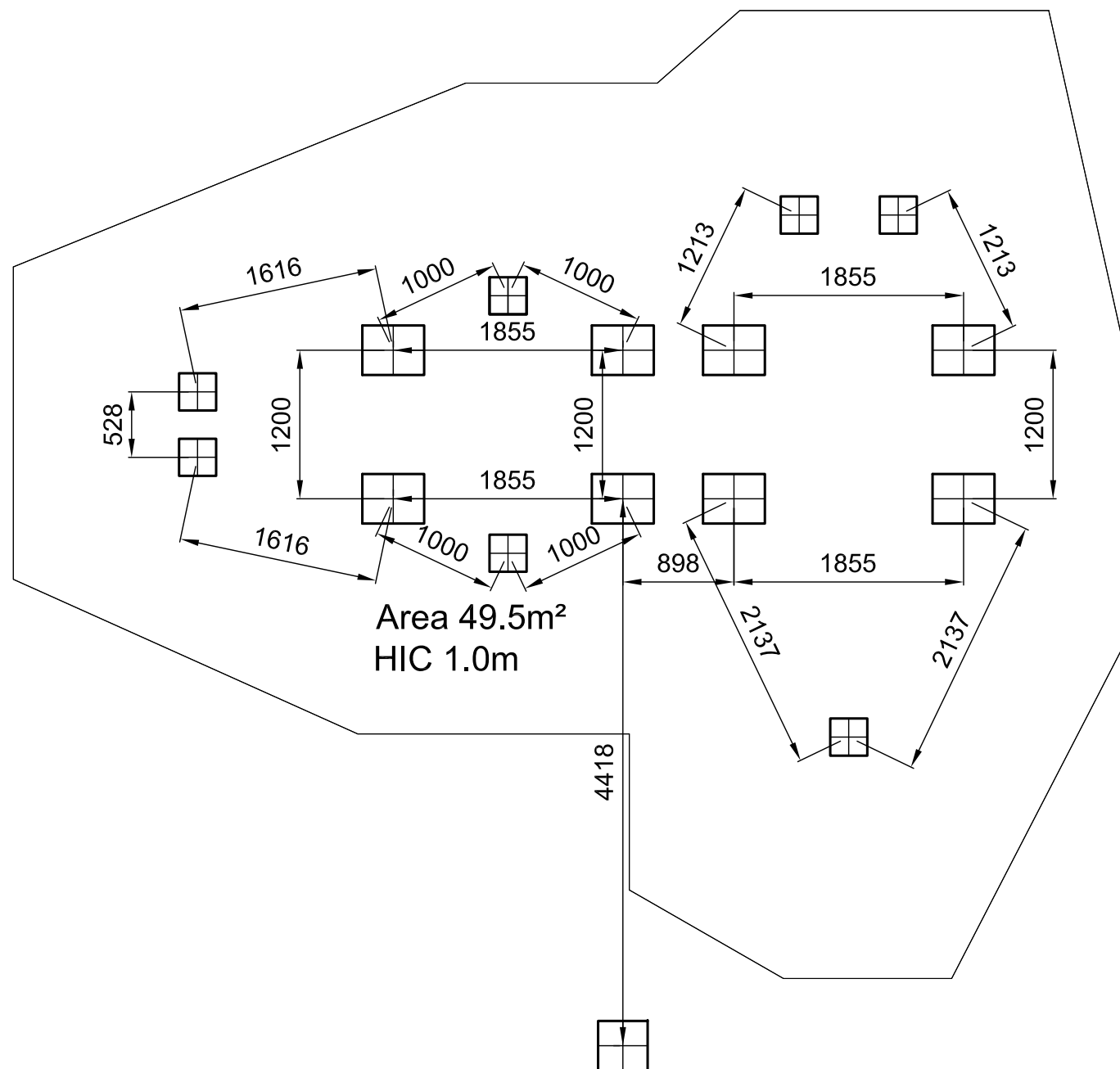
PLAN SCALE 1:100



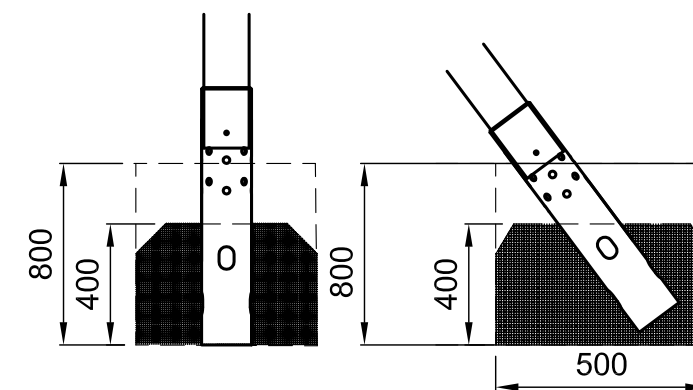
REQUIREMENTS TO EN 1176
SAFETY SURFACING
AREA 49.5m²
PERIMETER 28.1m

HIC 1.0m 49.5m²

GROUND PLAN	
REV	00
DRAWN	CB
SCALE	1:50 @ A3
DATE	25.11.13
SAFETY SURFACE AREA	
HOLE A 300 x 300 x 600 DEEP	
HOLE B 500 x 400 x 800 DEEP	
HOLE C 300 x 1000 x 600 DEEP	



PLAN SCALE 1:100



REQUIREMENTS TO EN 1176
SAFETY SURFACING
AREA 49.5m²
PERIMETER 28.1m

HIC 1.0m 49.5m²

GROUND PLAN	OTU105
REV	00
DRAWN	CB
SCALE	1:50 @ A3
DATE	25.11.13
SAFETY SURFACE AREA	
HOLE A 300 x 300 x 600 DEEP	
HOLE B 500 x 400 x 800 DEEP	
HOLE C 300 x 1000 x 600 DEEP	

DO NOT SCALE THIS DRAWING
SCALE 1:50 WHEN PRINTED ON A3