

design
make
play

SutcliffePlay

Waggon Lane
Upton Pontefract
West Yorkshire WF9 1JS
Telephone +44 (0) 1977 653200
Facsimile +44 (0) 1977 653222
info@sutcliffeplay.co.uk
www.sutcliffeplay.co.uk

Mission Unit Ultimatum

Installation Instructions

CZW224

CZW224

Mission Unit Installation Instructions



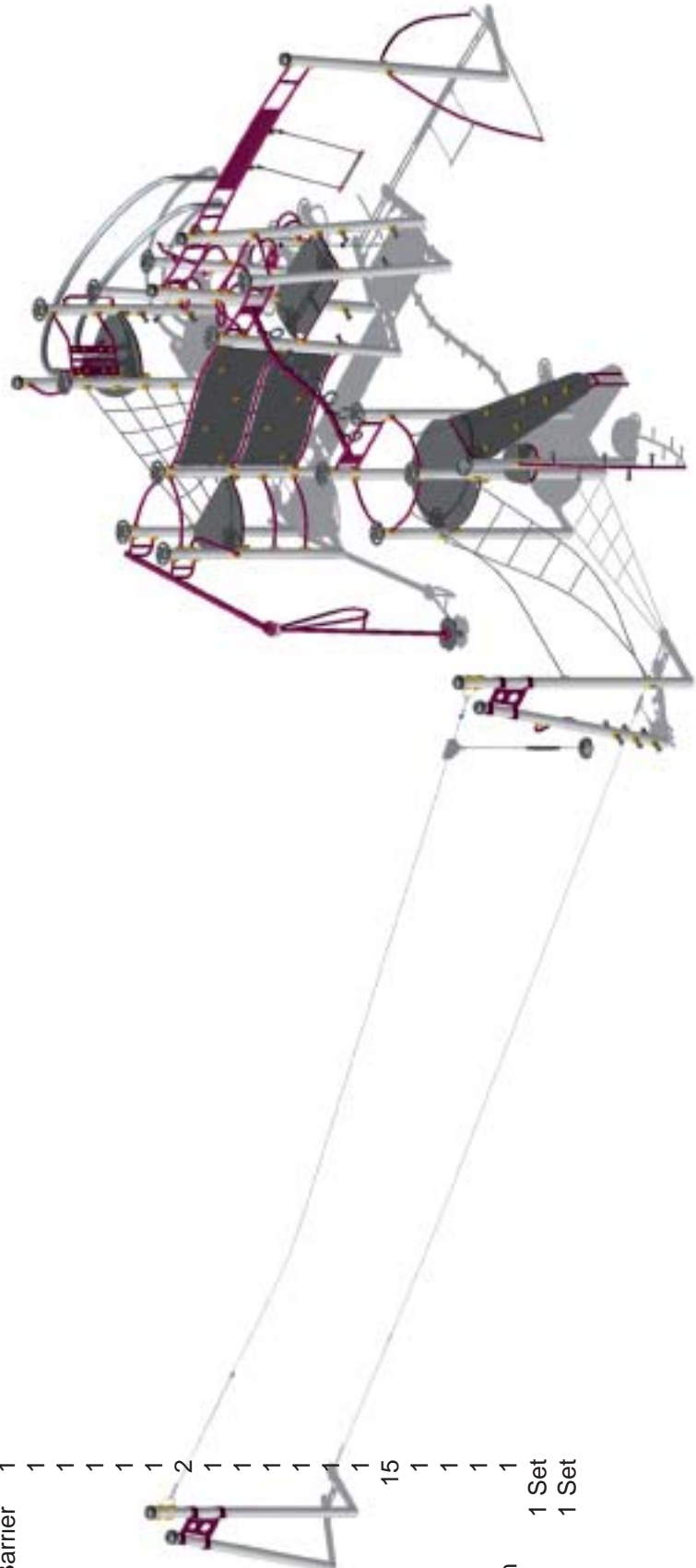
- 1 Check using the Parts List that none of the components are missing.
- 2 Plan the final position of the play equipment ensuring there is sufficient space.
- 3 Stainless steel slide bars should face north or be shaded to prevent over heating.
- 4 Excavate the foundation holes in accordance with the plan.
- 5 Sort and identify parts before assembly. Each leg is numbered to correspond with the foundation plan.
- 6 Position 2 off 300 long spragging irons into the holes provided in each post upright and stand in the foundation holes. Assemble the decks at the positions marked on the posts. Do not tighten the fixing bolts until all the activities have been assembled.
- 7 Assemble the activities onto the posts. Leave fixing bolts loose until all the activities have been assembled.
- 8 Fill the foundation holes to the required depth with concrete.
- 9 Do not allow the equipment to be used until the concrete has set (2 - 3 days) and the required safety surfacing has been installed.
- 10 Tighten all fixing bolts.
- 11 Follow the maintenance instructions supplied.

During installation care must be taken to prevent hazards to children.
Care should be taken if conditions are abnormal.

CZW224

Mission Unit Parts List

Ref	Description	Qty
CZA002	Curved Hand Rail	6
CZA020	Cranked Hand Rail	2
CZA021	Angled Rail for Crows Nest	1
CZA022	Cranked LH Rail	4
CZA024	Cranked RH Rail	1
CZA042	Climbing Wall 2 Panels High	1
CZA245	1.8M Ramp	1
CZA053	Inclined Hanging Rings	1
CZA055	Single Hanging Ring Barrier	1
CZA078	Angled Hanging Ring Barrier	1
CZA080	1.5M Rope Climb	1
CZA085	V Net	1
CZA090	Spiders Web	1
CZA095	Spinner Pole	1
CZA190	12M Glide	1
CZA147	Trapeze Support Legs	2
CZA150	High Trapeze	1
CZB020	1.5M RH Slide Bars	1
CZD125	1.5M Crows Nest Deck	1
CZD115	Tri Deck 1 Flat Side	1
CZD110	Tri Deck	1
CZD145	Sqr Deck 1 Flat Side	1
CZS220	Hand/Foot Holds	15
CZU005	2 Step Post	1
CZU006	3 Step Post	1
CZU007	4 Step Post	1
CZU210	1.8M Standing Platform	1
CPW224	Posts (set of 19)	1 Set
CZU224F	Fixing Kit	1 Set



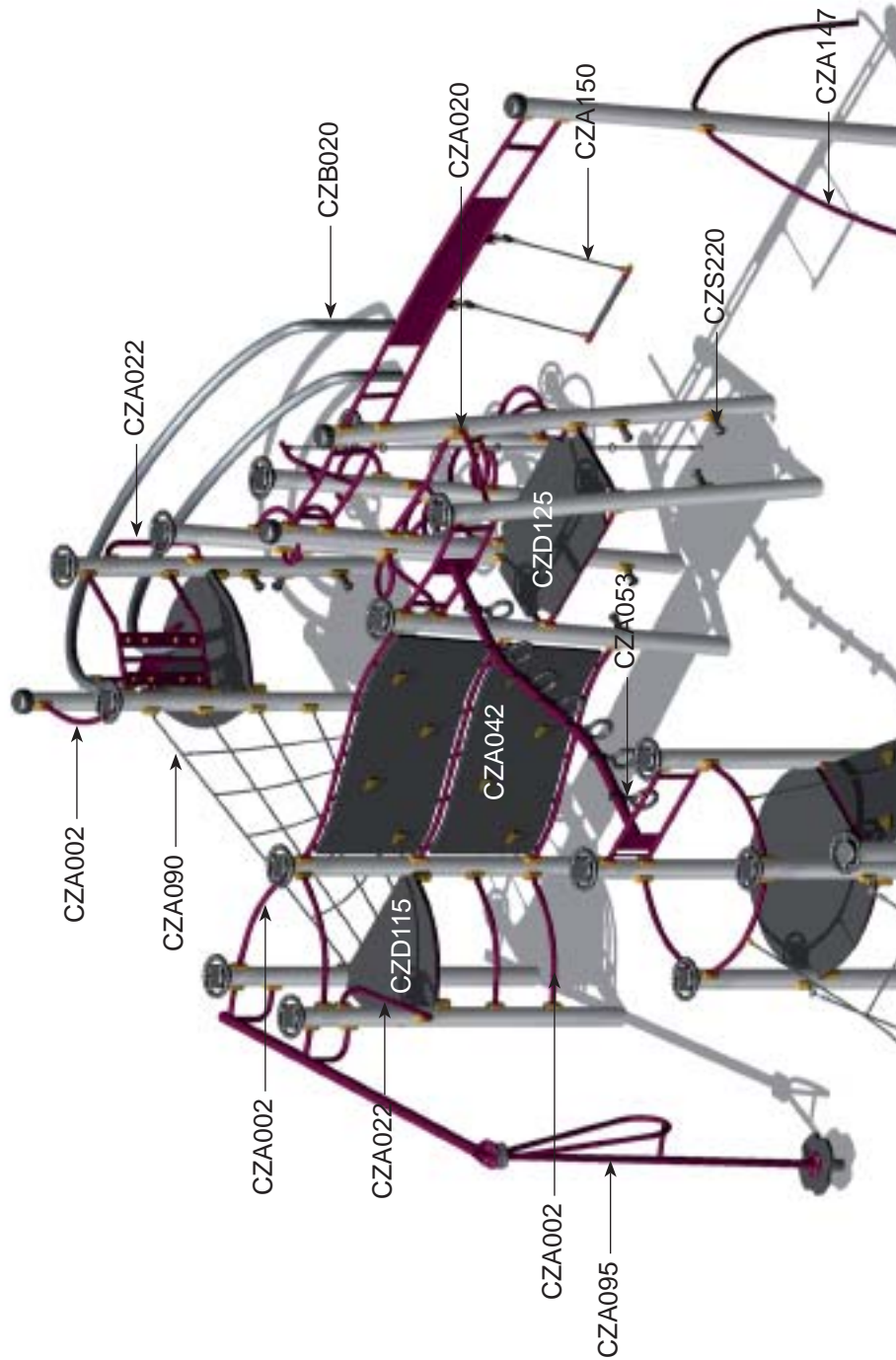
SutcliffePlay
design
make
play

CZW224

Mission Unit Parts List

design
make
play

SutcliffePlay



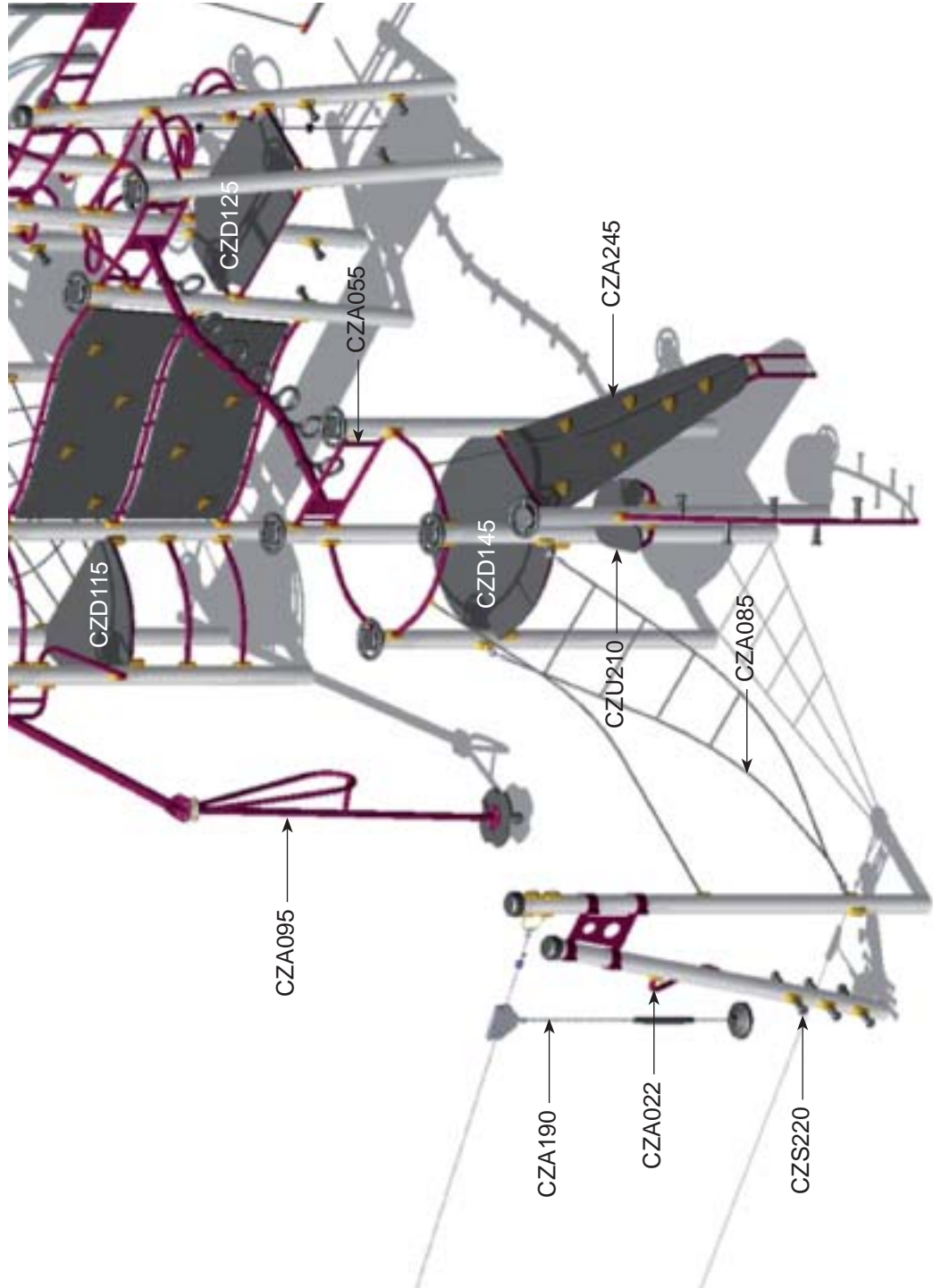
Ref	Description	Qty
CZA002	Curved Hand Rail	6
CZA020	Cranked Hand Rail	2
CZA021	Angled Rail for Crows Nest	1
CZA022	Cranked LH Rail	4
CZA024	Cranked RH Rail	1
CZA042	Climbing Wall 2 Panels High	1
CZA245	1.8M Ramp	1
CZA053	Inclined Hanging Rings	1
CZA055	Single Hanging Ring Barrier	1
CZA078	Angled Hanging Ring Barrier	1
CZA080	1.5M Rope Climb	1
CZA085	V Net	1
CZA090	Spiders Web	1
CZA095	Spinner Pole	1
CZA190	12M Glide	1
CZA147	Trapeze Support Legs	2
CZA150	High Trapeze	1
CZB020	1.5M RH Slide Bars	1
CZD125	1.5M Crows Nest Deck	1
CZD115	Tri Deck 1 Flat Side	1
CZD110	Tri Deck	1
CZD145	Sqr Deck 1 Flat Side	1
CZS220	Hand/Foot Holds	15
CZU005	2 Step Post	1
CZU006	3 Step Post	1
CZU007	4 Step Post	1
CZU210	1.8M Standing Platform	1
CPW224	Posts (set of 19)	1 Set
CZU224F	Fixing Kit	1 Set

CZW224

Mission Unit Parts List

design
make
play

SutcliffePlay



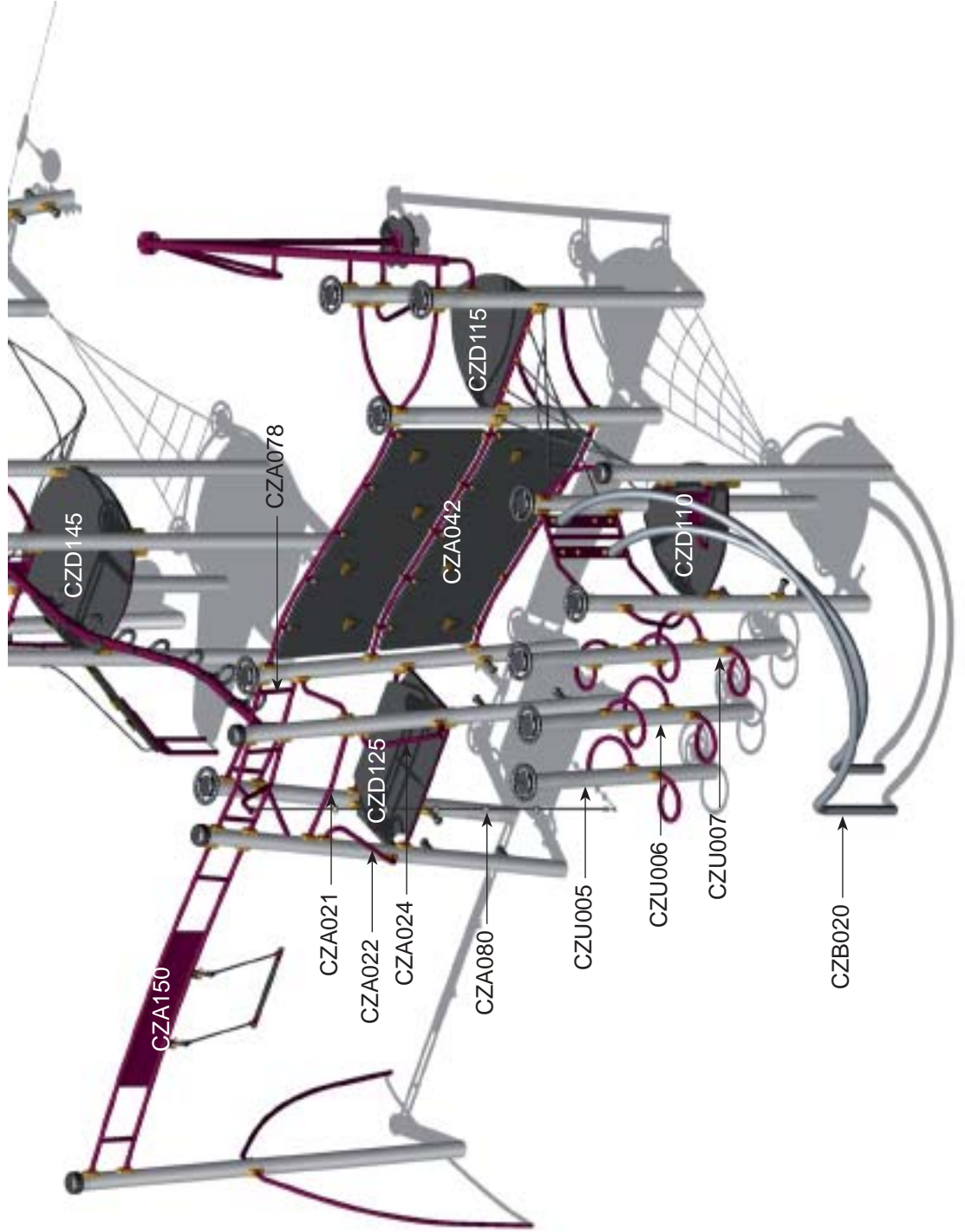
Ref	Description	Qty
CZA002	Curved Hand Rail	6
CZA020	Cranked Hand Rail	2
CZA021	Angled Rail for Crows Nest	1
CZA022	Cranked LH Rail	4
CZA024	Cranked RH Rail	1
CZA042	Climbing Wall 2 Panels High	1
CZA245	1.8M Ramp	1
CZA053	Inclined Hanging Rings	1
CZA055	Single Hanging Ring Barrier	1
CZA078	Angled Hanging Ring Barrier	1
CZA080	1.5M Rope Climb	1
CZA085	V Net	1
CZA090	Spiders Web	1
CZA095	Spinner Pole	1
CZA190	12M Glide	1
CZA147	Trapeze Support Legs	2
CZA150	High Trapeze	1
CZB020	1.5M RH Slide Bars	1
CZD125	1.5M Crows Nest Deck	1
CZD115	Tri Deck 1 Flat Side	1
CZD110	Tri Deck	1
CZD145	Sqr Deck 1 Flat Side	1
CZS220	Hand/Foot Holds	15
CZU005	2 Step Post	1
CZU006	3 Step Post	1
CZU007	4 Step Post	1
CZU210	1.8M Standing Platform	1
CPW224	Posts (set of 19)	1 Set
CZU224F	Fixing Kit	1 Set

CZW224

Mission Unit Parts List

design
make
play

SutcliffePlay



Ref	Description	Qty
CZA002	Curved Hand Rail	6
CZA020	Cranked Hand Rail	2
CZA021	Angled Rail for Crows Nest	1
CZA022	Cranked LH Rail	4
CZA024	Cranked RH Rail	1
CZA042	Climbing Wall 2 Panels High	1
CZA245	1.8M Ramp	1
CZA053	Inclined Hanging Rings	1
CZA055	Single Hanging Ring Barrier	1
CZA078	Angled Hanging Ring Barrier	1
CZA080	1.5M Rope Climb	1
CZA085	V Net	1
CZA090	Spiders Web	1
CZA095	Spinner Pole	1
CZA190	12M Glide	1
CZA147	Trapeze Support Legs	2
CZA150	High Trapeze	1
CZB020	1.5M RH Slide Bars	1
CZD125	1.5M Crows Nest Deck	1
CZD115	Tri Deck 1 Flat Side	1
CZD110	Tri Deck	1
CZD145	Sqr Deck 1 Flat Side	1
CZS220	Hand/Foot Holds	15
CZU005	2 Step Post	1
CZU006	3 Step Post	1
CZU007	4 Step Post	1
CZU210	1.8M Standing Platform	1
CPW224	Posts (set of 19)	1 Set
CZU224F	Fixing Kit	1 Set

CZW224

Mission Unit Maintenance Instructions



NOTE

The warranty is invalidated if these instructions are not followed.

All wood needs annual inspection and retreatment where required.

Recommended Regular Inspection and Maintenance

	Interval Days				
	7	14	28	56	365
Check stability of structure, tighten connections if required.	<input type="checkbox"/>	<input type="checkbox"/>	<input type="checkbox"/>	<input checked="" type="checkbox"/>	<input type="checkbox"/>
Check all uprights at ground level for corrosion and/or rot. Replace any defective parts.	<input type="checkbox"/>	<input type="checkbox"/>	<input type="checkbox"/>	<input type="checkbox"/>	<input checked="" type="checkbox"/>
Check all painted elements for damage, rub down and repaint or replace as required.	<input type="checkbox"/>	<input type="checkbox"/>	<input type="checkbox"/>	<input checked="" type="checkbox"/>	<input type="checkbox"/>
Check chain/ropework assemblies for wear and damage, replace if required.	<input type="checkbox"/>	<input checked="" type="checkbox"/>	<input type="checkbox"/>	<input type="checkbox"/>	<input type="checkbox"/>
Check rotating and pivot points for wear and smooth running lubricate or replace if required.	<input type="checkbox"/>	<input type="checkbox"/>	<input checked="" type="checkbox"/>	<input type="checkbox"/>	<input type="checkbox"/>
Check rubber parts for wear and/or damage, replace if required.	<input type="checkbox"/>	<input type="checkbox"/>	<input checked="" type="checkbox"/>	<input type="checkbox"/>	<input type="checkbox"/>
Check tension cables, adjust if required.	<input type="checkbox"/>	<input type="checkbox"/>	<input checked="" type="checkbox"/>	<input type="checkbox"/>	<input type="checkbox"/>
Check wear of cables, replace if required.	<input type="checkbox"/>	<input type="checkbox"/>	<input checked="" type="checkbox"/>	<input type="checkbox"/>	<input type="checkbox"/>
Check slide chutes for smoothness and any foreign elements, remove any found.	<input type="checkbox"/>	<input type="checkbox"/>	<input checked="" type="checkbox"/>	<input type="checkbox"/>	<input type="checkbox"/>
Check rubber safety surfaces for damage and poor performance, repair or replace if required.	<input type="checkbox"/>	<input type="checkbox"/>	<input type="checkbox"/>	<input checked="" type="checkbox"/>	<input type="checkbox"/>
Check loose fill safety surfaces, remove any foreign elements, rake level and top up if required.	<input type="checkbox"/>	<input type="checkbox"/>	<input checked="" type="checkbox"/>	<input type="checkbox"/>	<input type="checkbox"/>

Disposal Instructions

All components should be broken down into categories of:-

- 1 **Mild Steel** - all Swing Frames, Playzone, Toddlerzone, Teenzone activities, Mission, Deck Frames and Springie Frames.
- 2 **Stainless Steel** - all Slides, Mirror Panels.
- 3 **Aluminium** - all Playzone, Mission and Toddlerzone Posts.
- 4 **Galvanised Steel** - all Chains and Teenzone Posts.
- 5 **Moulded Rubber Products without steel inserts** - all Mission and Toddlerzone Caps and edge details.
- 6 **Timber** - all natural timber, plywood, and MDF panels.

Wherever possible these materials should be taken to specialist recycling organisations and recycled.

In some cases where composite materials are used, then disposal at land fill sites is the only alternative such as:

- 7 **Moulded Rubber Products encasing steel inserts** - all Swing Seats, Deck Tops, Duo/Dizzy Disc Tops.
- 8 **High Pressure Laminate** - all Toddlerzone, Playzone and Teenzone Panels.
- 9 **Steel Core Polypropylene Rope** - all Scramble Nets, Space Nets, Playzone/Toddlerzone/Mission Ropes.