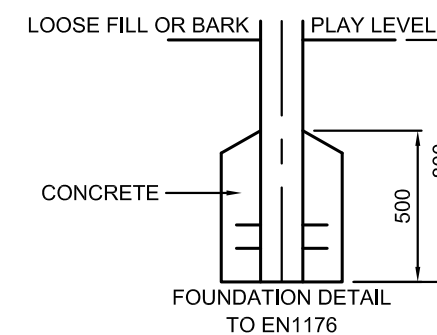

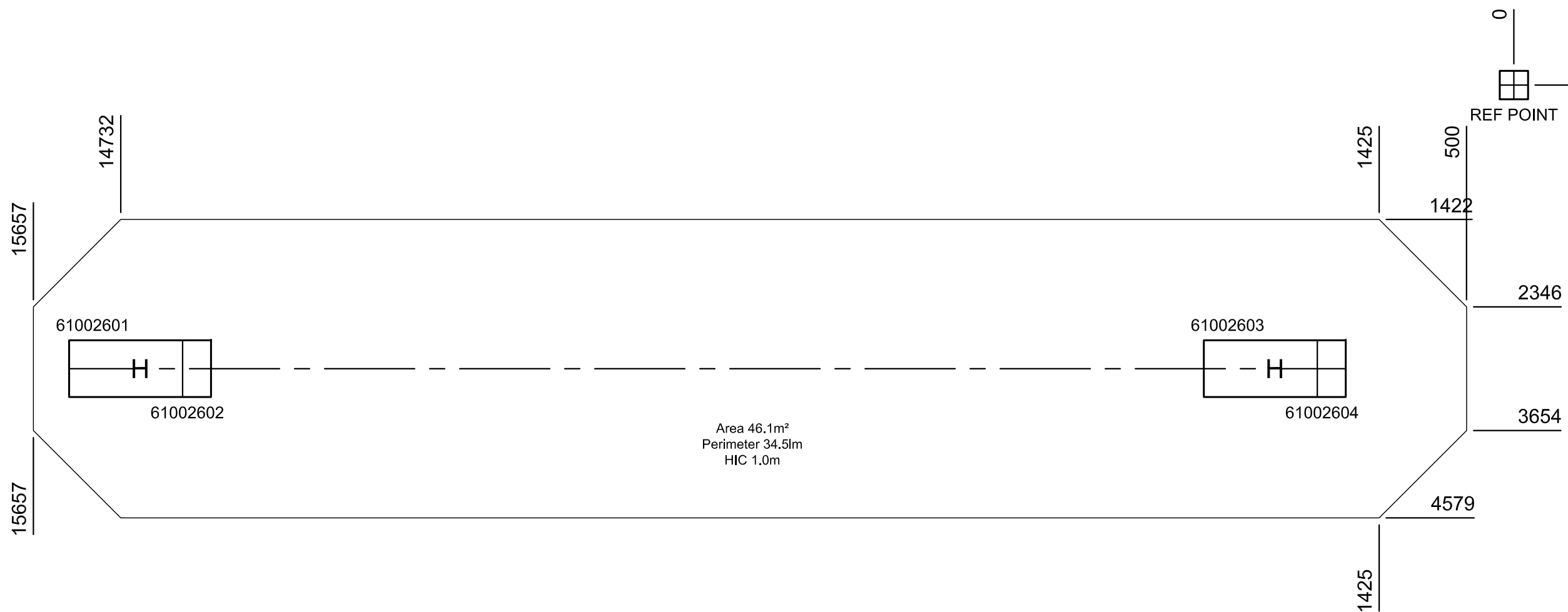


SAFETY SURFACING
AREA 46.1m²
PERIMETER 34.5m
HIC 1.0M - 46.1m²

GROUND PLAN	CZU026 (1)
REV	00
DRAWN	AMG
SCALE	1:50 @ A3
DATE	18.05.15
SAFETY SURFACE AREA	
HOLE A	
HOLE B	
HOLE C	
HOLE D	
HOLE E	
HOLE F	
HOLE G	
HOLE H	1500x600x800 DEEP

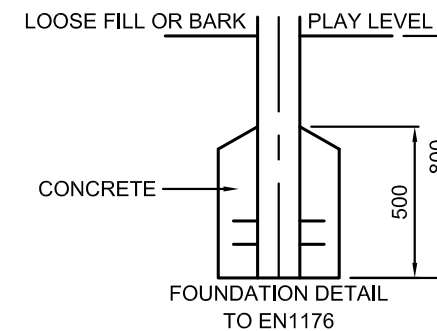


DO NOT SCALE THIS DRAWING
SCALE 1:50 WHEN PRINTED ON A3



PLAN SCALE 1:100

SAFETY SURFACING
AREA 46.1m²
PERIMETER 34.5lm
HIC 1.0M - 46.1m²



GROUND PLAN	CZU026 (2)
REV	00
DRAWN	AMG
SCALE	1:50 @ A3
DATE	18.05.15
SAFETY SURFACE AREA	
HOLE A	
HOLE B	
HOLE C	
HOLE D	
HOLE E	
HOLE F	
HOLE G	
HOLE H	1500x600x800 DEEP

DO NOT SCALE THIS DRAWING
SCALE 1:50 WHEN PRINTED ON A3