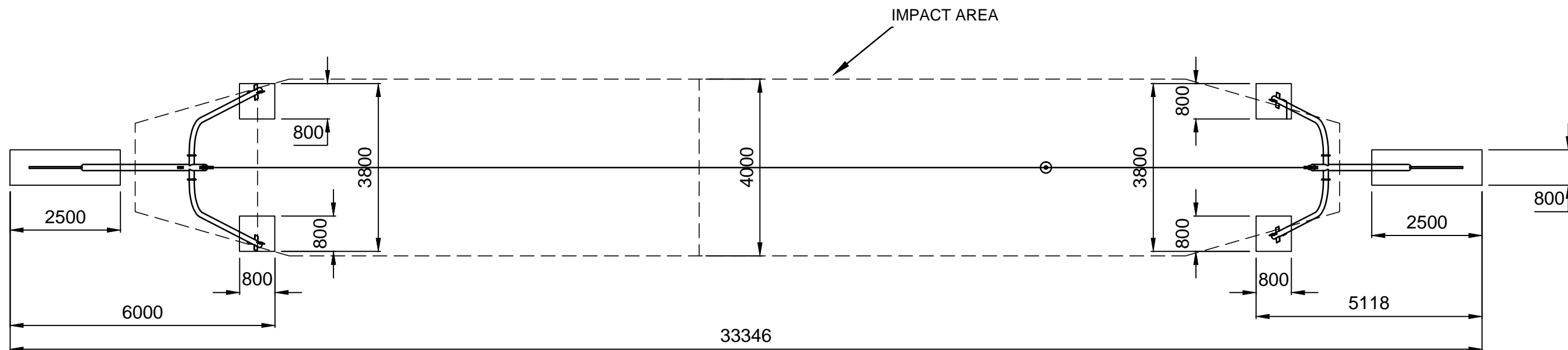
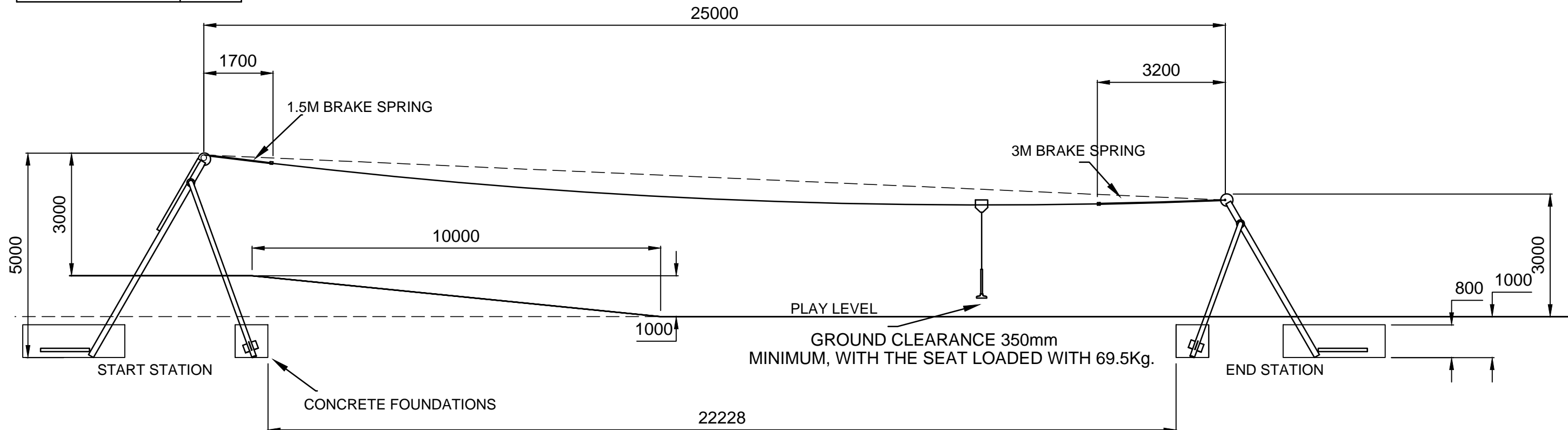


DRG No
CAM025

REV
01

IMPACT AREA
AREA 102m²
HIC 1.0m



PAGE 1 OF 2
DO NOT SCALE THIS DRAWING

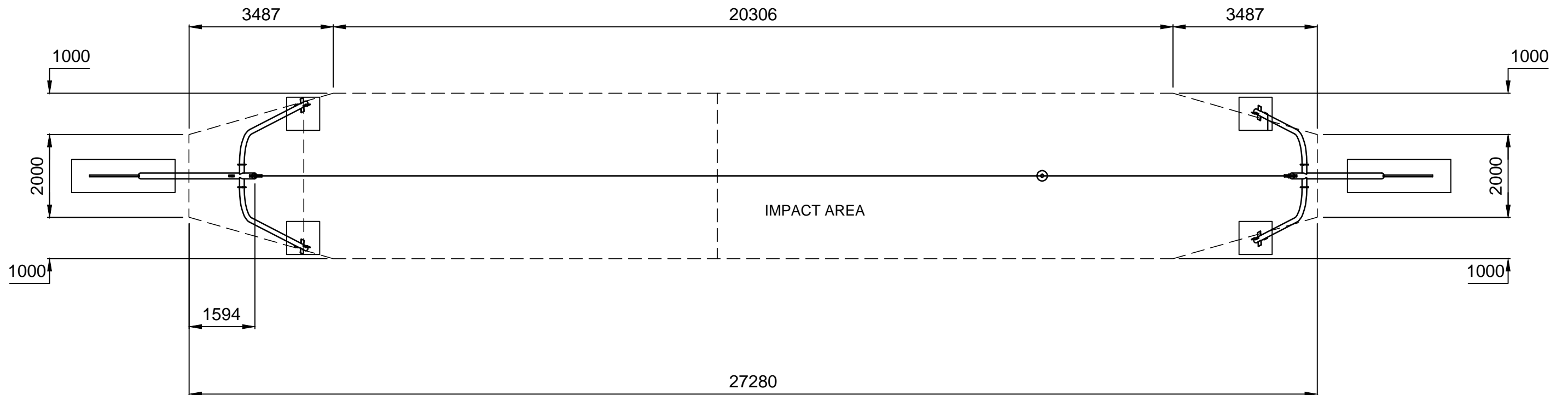
GENERAL TOLERANCES
UNLESS OTHERWISE STATED
DECIMAL PLACES
0 = ±1
0.0 = ±0.5
0.00 = ±0.05
ANGULAR TOLERANCE
±1°
ALL WELDS TO WPS1
WELDING SPECIFICATION
UNLESS OTHERWISE STATED

TITLE
CABLE WAY 25M
MOUND TYPE

design
make
play
SutcliffePlay

Rev 01	CHANGE SEAT CLEARANCE	PM 21/02/18
REVISION	DESCRIPTION	
DRAWN BY	DFB	
CHECKED		
SCALE	1:100	
DATE	31.08.10	
		FIRST ANGLE PROJECTION
		DRG No CAM025
		REV 01

DRG No CAM025	REV 01
------------------	-----------



IMPACT AREA
 AREA 102m²
 PERIMETER 59.1m
 HIC 1.0m

PAGE 2 OF 2
 DO NOT SCALE THIS DRAWING

GENERAL TOLERANCES UNLESS OTHERWISE STATED DECIMAL PLACES 0 = ±1 0.0 = ±0.5 0.00 = ±0.05 ANGULAR TOLERANCE ±1° ALL WELDS TO WPS1 WELDING SPECIFICATION UNLESS OTHERWISE STATED	TITLE 25m CABLE WAY MOUND TYPE IMPACT AREA DIMENSIONS				REVISION	DESCRIPTION
	DRAWN BY	IM			FIRST ANGLE PROJECTION	
	CHECKED		DRG No	REV		
	SCALE	1:100	CAM025	01		
	DATE	01.02.11				